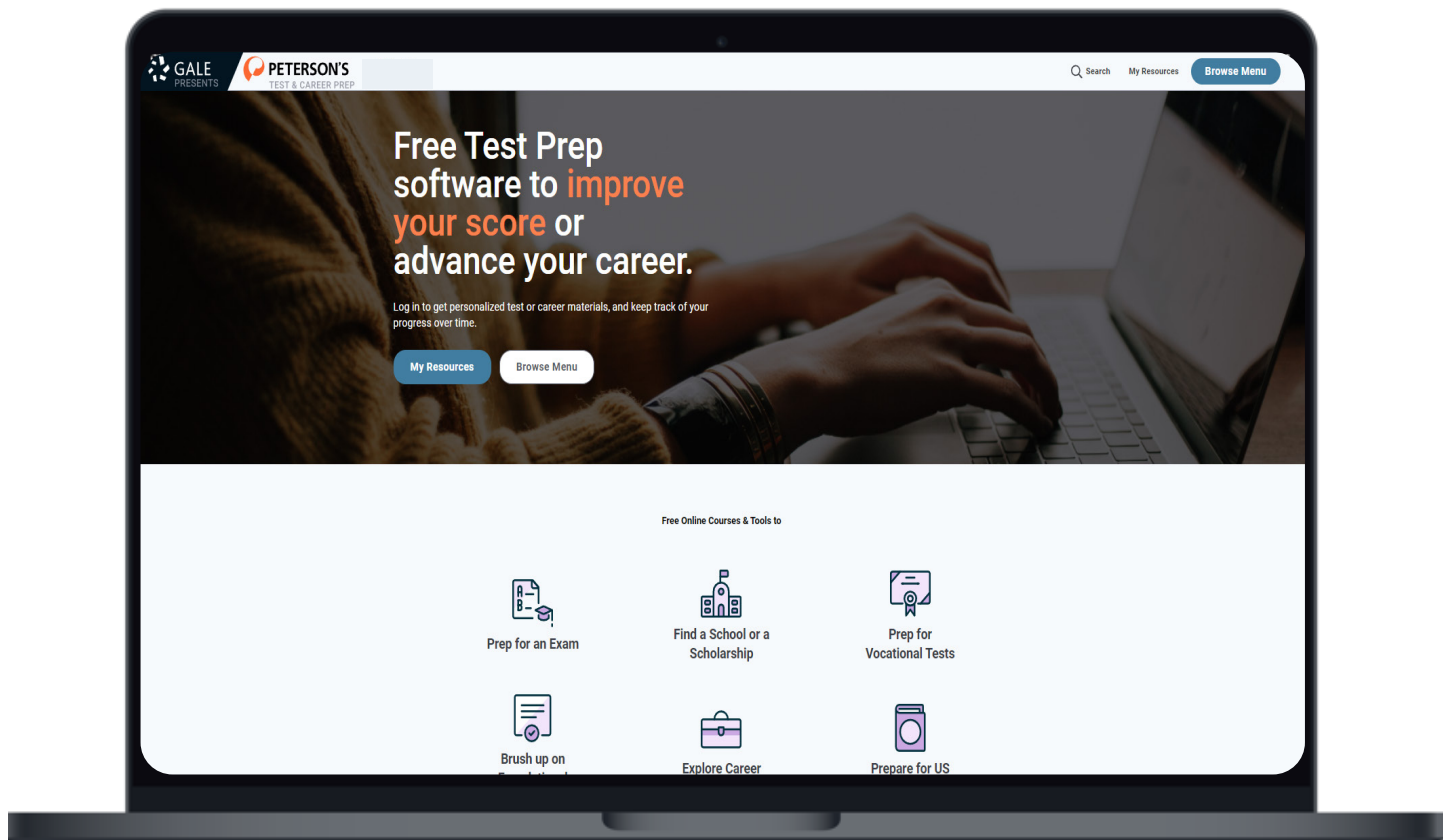


GALE PRESENTS: PETERSON'S TEST AND CAREER PREP

Improve Your Scores and Prepare for the Future

Gale Presents: Peterson's Test and Career Prep provides the tools you need to achieve educational, professional, and personal success. You'll find support to prepare for testing from AP and SAT, to vocational skills and graduate entrance exams. Career materials, including career advice and resume building, prepare you for advancement in your current career, or to start a new one.



PRACTICE TESTS

Access full-length, timed practice exams for high school, college entry, graduate school, and adult learning/career development.

COLLEGE PLANNING

Search and find schools and scholarships, and learn about financial aid.

EBOOKS AND VIDEOS

Supplement practice tests before and after taking them to gain valuable knowledge.

CAREER INFORMATION

Career Advice, Job Searching, and a Resume Builder are available to prepare for future careers.

GALE PRESENTS: PETERSON'S TEST AND CAREER PREP

GET STARTED

CREATE AN ACCOUNT

- Select the **Log In or Sign Up** button.
- Select **Sign Up Now** and enter your information.
- An email isn't required, but it is recommended in case of a forgotten password.
 - » If an email is used, it will be the username moving forward.

FIND CONTENT

HOMEPAGE BROWSE

Once signed into *Gale Presents: Peterson's Test and Career Prep*, you can find materials by simply scrolling down on the homepage.

- Select a practice test section by scrolling under the log in banner. Each section guides users to more precise results based on need.
- Scroll further on the homepage to find more detailed information about content available within the resource, including **Vocational Test Prep**, **Career Tools** and **School/Scholarship Search**.
 - » Select any entry to browse through its hub.

BASIC SEARCH

Once signed into *Gale Presents: Peterson's Test and Career Prep*, you can find materials by selecting the **Search Bar** at the top of the homepage.

- Select the **Search Bar** and you will be provided with popular and trending searches.
- Enter your search term, you will notice that as you search predictive text will provide you with suggestions.
- View all results by selecting **View All Results** at the bottom of the box.
- Scroll through your results to learn more.
- Select the title of an entry to be launched directly into it, or select **Add to My Resources** to save for later.

The screenshot shows the homepage of Peterson's Test and Career Prep. At the top, there is a navigation bar with the Gale Presents logo, the site name 'PETERSON'S TEST & CAREER PREP', a search icon, 'My Resources', and a 'Browse Menu' button. The main banner features the text 'Free Test Prep software to improve your score or advance your career.' Below this, a 'Log In or Sign Up' button is highlighted with an orange box. To the right, a 'New User Signup' form is also highlighted with an orange box. The form includes fields for First Name, Last Name, Email address, and Confirm email address, along with a 'Log in' button and a 'Sign Up' button. There is also a 'Privacy Policy' link at the bottom right of the form.

The screenshot shows the search bar and trending/popular search results. The search bar contains the text 'What can we help you find?' and a 'CLEAR' button. Below the search bar, there are two columns of search results. The 'POPULAR' column includes 'School search', 'SAT Online Course', and 'Accountant/Auditor'. The 'TRENDING' column includes 'ACT Practice Tests', 'Windows 11 Tutorials', 'Scholarship search', 'CompTIA A+', and 'GRE Practice Tests'.

The screenshot shows the search results page for 'biology'. The search bar at the top contains the text 'Search' and is highlighted with an orange box. Below the search bar, there is a message 'We have found 11 results for: biology'. The results are displayed in a list format. The first result is 'Science Basic Skills: Grades 9-12 Question Banks' with an 'Add to My Resources' button. The second result is 'CLEP Biology Practice Tests' with an 'Add to My Resources' button. The third result is 'CLEP Introductory Sociology Practice' with an 'Add to My Resources' button.

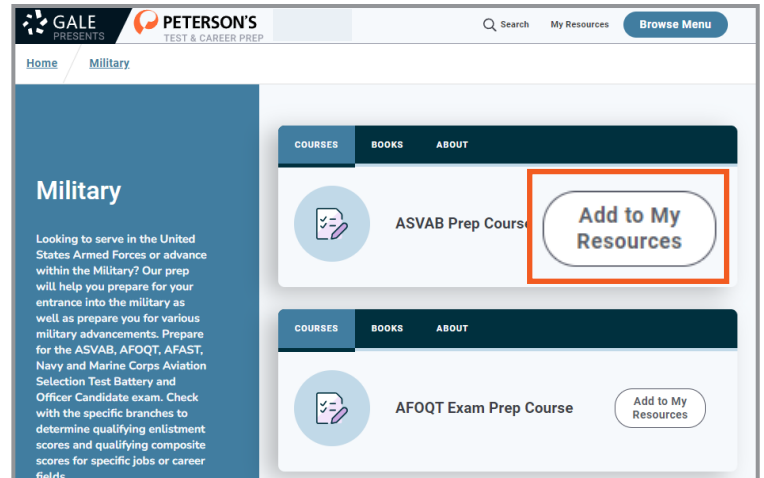
GALE PRESENTS: PETERSON'S TEST & CAREER PREP

SAVE CONTENT

SAVE TO MY RESOURCES

My Resources allows you to save and organize the content you are utilizing.

- Once you find content of interest through either browsing or searching, select **Add to My Resources**.
 - » You can add resources one at a time, or add a whole section or search result.
- To access **My Resources**, select **My Resources** at the top of the page.

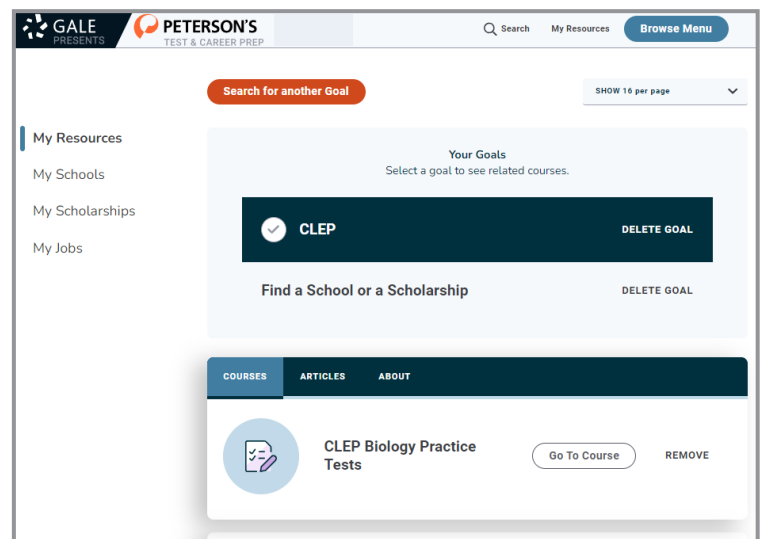


The screenshot shows the Peterson's website interface. The top navigation bar includes 'GALE PRESENTS' and 'PETERSON'S TEST & CAREER PREP'. The main content area is titled 'Military' and features two course cards. The first card is for 'ASVAB Prep Course' and the second is for 'AFOQT Exam Prep Course'. Both cards have an 'Add to My Resources' button, which is highlighted with a red circle. The 'ASVAB Prep Course' card also has a red box around the 'Add to My Resources' button.

UTILIZE MY RESOURCES

Once you have content saved to **My Resources**, you can easily access them, and see related goals.

- At the top of the My Resources page you will see Goals based on the content you have saved.
 - » You can delete goals using the **Delete Goal** button, or search for new ones with the **Search for a Goal** button at the top of the page.
- Utilize the tool bar on the left side of the page to navigate between sections including resources, schools, scholarships, and jobs.

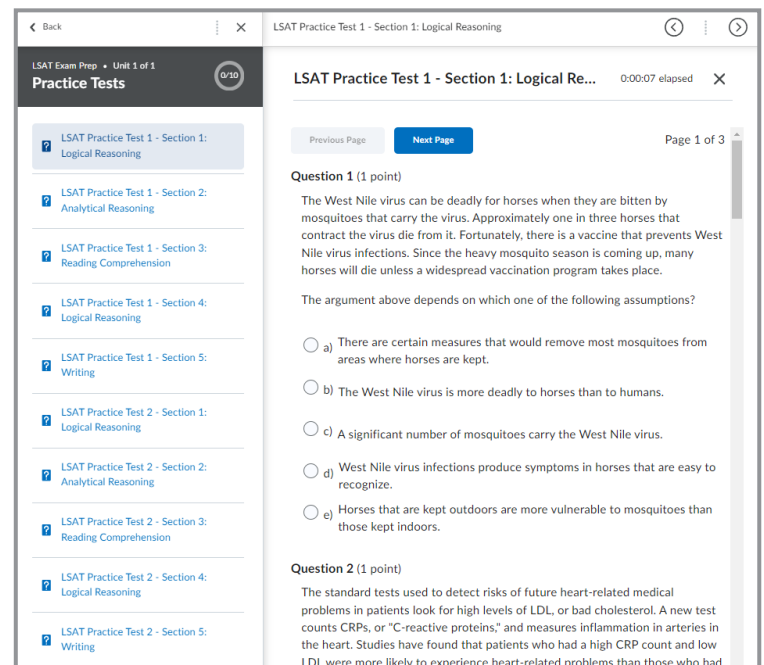


The screenshot shows the Peterson's website interface for the 'My Resources' page. The top navigation bar includes 'GALE PRESENTS' and 'PETERSON'S TEST & CAREER PREP'. The main content area is titled 'My Resources' and features a 'Search for another Goal' button. Below the search bar, there are several goal cards. The first card is for 'CLEP' and has a 'DELETE GOAL' button. The second card is for 'Find a School or a Scholarship' and also has a 'DELETE GOAL' button. The 'CLEP' card is highlighted with a red box.

TAKE A PRACTICE TEST

SELECT AND BEGIN YOUR TEST

- Choose your test using one of the methods listed above.
- Select the title of the test you want to begin.
 - » In addition to the practice test, you will find other helpful materials including **flash cards**, **eBooks**, and **instructional videos**.
- Select the **Practice Test** tile to get started.
 - » Many tests will have multiple parts, and multiple versions. Click through each version on the left side of the page to access all practice tests.
- Answer the questions. Once completed, select submit quiz.
- Each quiz is autosaved, so you will be able to leave and come back as needed.



The screenshot shows the Peterson's website interface for the 'LSAT Practice Test 1 - Section 1: Logical Reasoning' page. The top navigation bar includes 'GALE PRESENTS' and 'PETERSON'S TEST & CAREER PREP'. The main content area is titled 'LSAT Practice Test 1 - Section 1: Logical Reasoning' and features a 'Next Page' button. Below the 'Next Page' button, there are two questions. The first question is 'Question 1 (1 point)' and the second is 'Question 2 (1 point)'. The 'Next Page' button is highlighted with a red box.

GALE PRESENTS: PETERSON'S TEST AND CAREER PREP

VIEW RESULTS AND COURSE PROGRESS

- Navigate to the main practice test page by selecting the back button while on a test, or by selecting the title of the test.
- Utilize the tool bar at the top of the page to view grades, progress, and content.
- The Quizzes button will also show what practice quizzes you have taken, and how many times.

SEARCH FOR SCHOOLS AND SCHOLARSHIPS

FIND A SCHOOL

- Select **Find a School or a Scholarship** on the homepage, or through the **My Resources** section by selecting **Search For Another Goal**.
- Click the **School Search** tool.
- Search by keyword at the top of the page or browse by scrolling down on the page.
- Utilize **Filters** on the left hand side to limit results to precise parameters like tuition, location, or test score requirements.
- Select the school to view more in-depth information, or select **Save to My Schools** to keep it saved in your **My Resources** section.

FIND A SCHOLARSHIP

- Select **Find a School or a Scholarship** on the homepage, or through the **My Resources** section by selecting **Search for Another Goal**.
- Click the **Scholarship Search** tool.
- Search by keyword at the top of the page or browse by scrolling down on the page.
- Utilize **Filters** on the left hand side to limit results to precise parameters like award type, amount, and location.
- Select the scholarship to view more in-depth information, or select **Save to My Scholarships** to keep it saved in your **My Resources** section.
- Select **Apply Now** on the scholarship to be launched to the application.

GALE PRESENTS: PETERSON'S TEST AND CAREER PREP

EXPLORE CAREER RESOURCES

Access career resources by selecting the **Explore Career Options** button on the homepage, browsing through the homepage, or by selecting **Search For Another Goal** in the **My Resources** section.

- The career tools are organized into four sections, Career Advice, Find a Career, Online Resume Builder, and Job Search Engine.
 - » **Career Advice** provides resources to support many key topics including job searching, interview strategies, and salary negotiations.
 - » **Find a Career** provides a **Career Quiz** option to organize interests, as well as personalized career matches. Each career entry includes a description, career outlook, average salary, and educational requirements.
 - » **Online Resume Builder** utilizes a fully-customizable platform to create a thorough and engaging resume. Utilize the tool bar on the left to see examples, change your settings, and select a pre-made template.
 - » **Job Search Engine** breaks jobs into government and non-government for precise discovery. Powered by Indeed, job searchers will be able to search for specific roles based in a geography of their choice, and apply on the platform.

LEARN MORE!

To access additional support materials visit: support.gale.com/training

Current subscribers can contact their Customer Success Managers directly or by sending an email to: gale.customersuccess@cengage.com

INTERESTED IN A SUBSCRIPTION?

Reach out to your Gale Sales Representative. To find their contact information go to: support.gale.com/repfinder

